

PROTUBE FN

EN 1004-1:2020

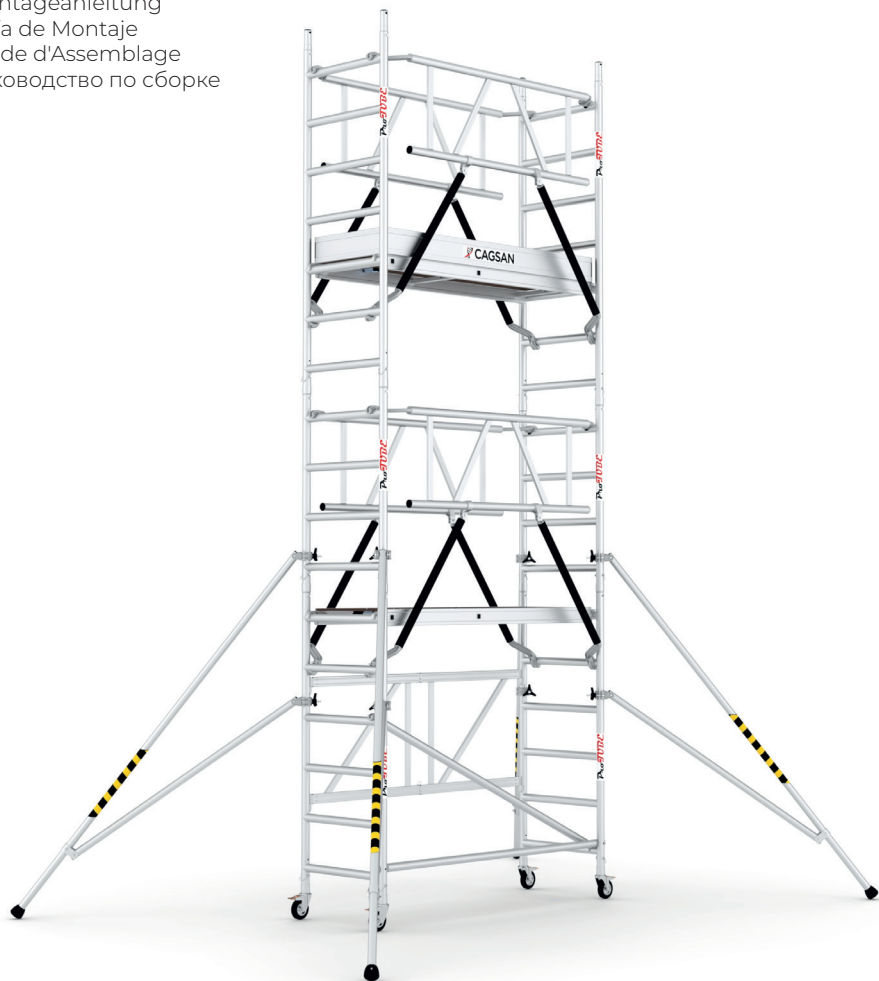
EN 1004-2:2021



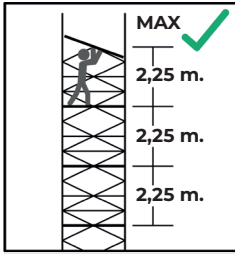
202306-IU-1212

ProTUBE

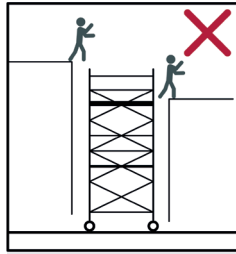
- EN | Assembly Guide
- TR | Montaj Kılavuzu
- DE | Montageanleitung
- ES | Guía de Montaje
- FR | Guide d'Assemblage
- RU | Руководство по сборке



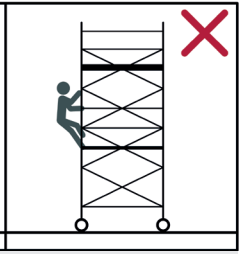
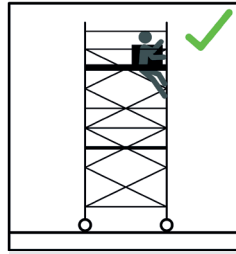
EN 1004



F. 1



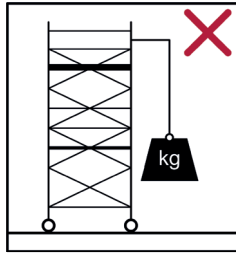
F. 2



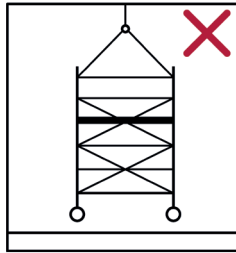
F. 3




F. 4




F. 5




F. 6



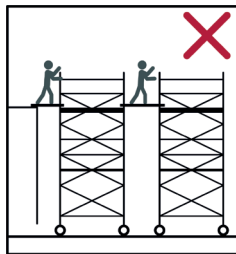
F. 7



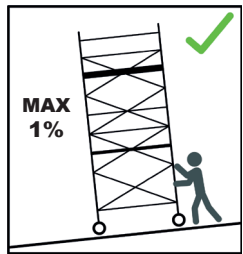
F. 8




F. 9



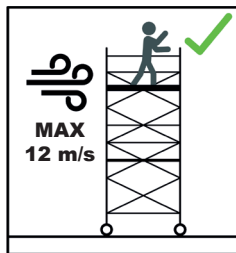
F. 10



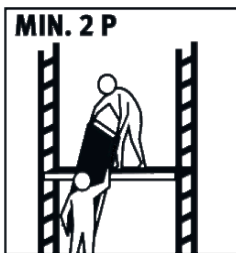
F. 11



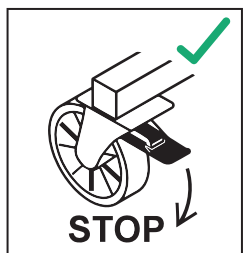
F. 12



F. 13



F. 14

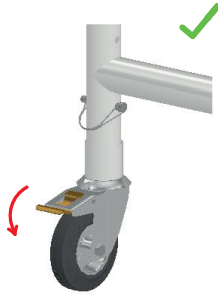


F. 15

EN 1004



F. 14



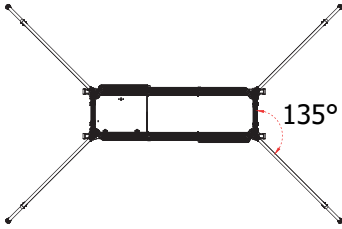
F. 15



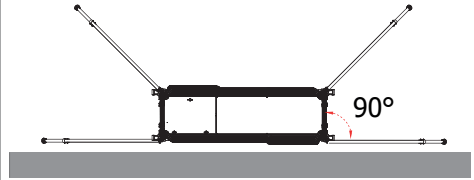
F. 16



F. 17



F. 19



F. 20



F. 21



F. 22

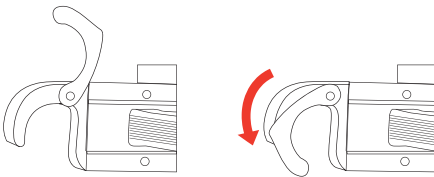


F. 23



F. 24

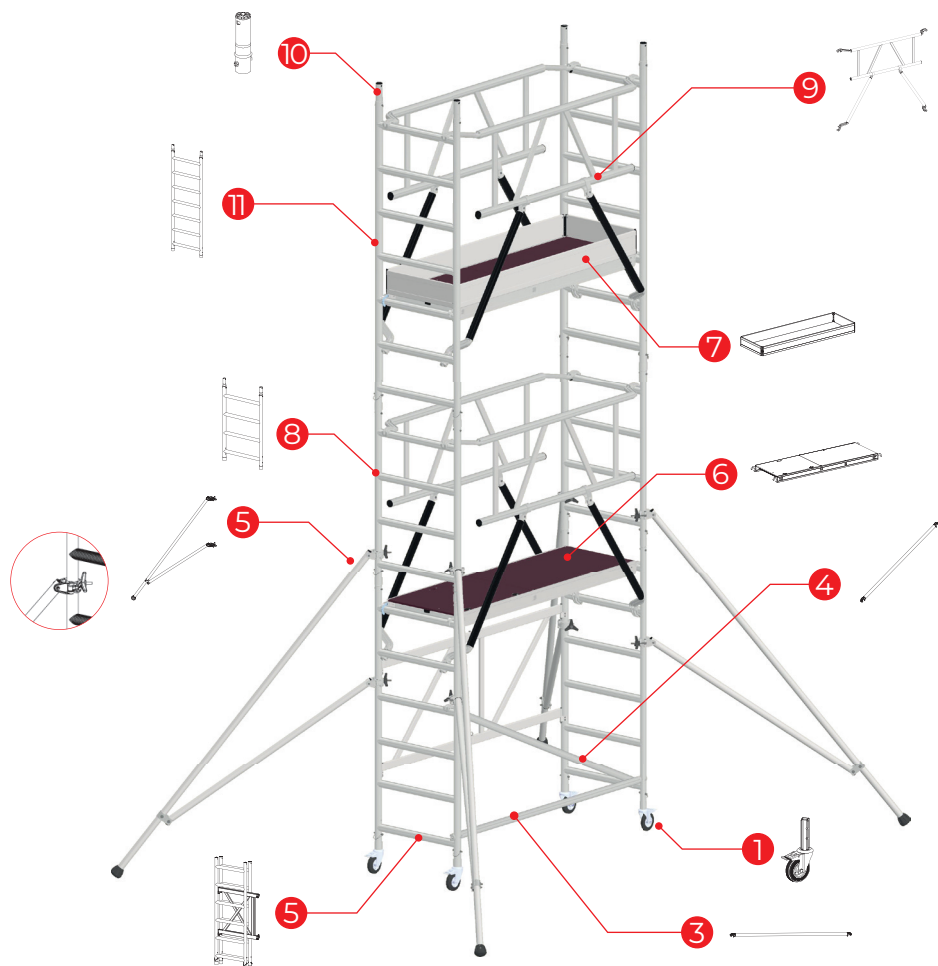
(180)















F. 25

PROTUBE FN180

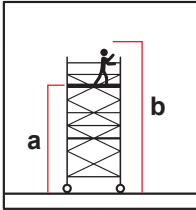












- | | | | | | |
|---|---------|---|-----------|----|----------|
| 1 | PT125TE | 5 | PT276PA | 9 | PTF200GN |
| 2 | PTF192M | 6 | PTF183KPN | 10 | PT18C |
| 3 | PTF182Y | 7 | PTF180TM | 11 | PTS223M |
| 4 | PTF202C | 8 | PTSF132M | 12 | PT50PA |



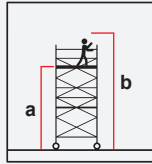
PROTUBE FN

 <p>PTI25TE</p> <p>TR Tekerlek 125mm EN Castor 125mm RU Кастор 125mm FR Roue 125mm DE Rolle 125mm ES Rueda 125mm</p>	 <p>PTF192M</p> <p>TR Katlanır Çerçeve EN Folding Frame RU Складная рама FR Cadre pliant DE Klapprahmen ES Marco plegable</p>	 <p>PTF182Y</p> <p>TR Yatay bağlantı EN Horizontal braces RU Горизонтальные распорки FR Croisillon Horizontalux DE Horizontale Klammern ES Tirantes horizontales</p>	 <p>PTF202C</p> <p>TR Çapraz Bağlantı EN Diagonal Braces RU Диагональные скобки FR Bretelles diagonales DE Diagonale Klammern ES Tirantes diagonales</p>
 <p>PT276PA</p> <p>TR Payanda EN Stabiliser RU Стабилизатор FR Stabilisateur DE Stabilisator ES Estabilizador</p>	 <p>PTF183KPN</p> <p>TR Platform EN Platform RU Платформа FR Plate-forme DE Plattform ES Plataforma</p>	 <p>PTF180TM</p> <p>TR Tekmelik EN Toeboard RU Бортик FR Plinthe DE Fußbrett ES Rodapié</p>	 <p>PTSF132M</p> <p>TR 4 Basamaklı çerçeve EN 4 Rungs frame RU 4-х ступенчатая рама FR Cadre à 4 échelons DE Rahmen mit 4 Sprossen ES Marco de 4 peldaños</p>
 <p>PTF200GN</p> <p>TR Güvenli Korkuluk EN Safe Guardrail RU Ограждение безопасности FR Garde-corps sûr DE Sichere Leitplanke ES Barandilla de seguridad</p>	 <p>PTI8C</p> <p>TR Ara geçme EN Connector RU Соединитель FR Connecteur DE Verbinder ES Conector</p>	 <p>PTS223M</p> <p>TR 7 Basamaklı çerçeve EN 7 Rungs frame RU 7-х ступенчатая рама FR Cadre à 7 échelons DE Rahmen mit 7 Sprossen ES Marco de 7 peldaños</p>	 <p>PT50PA</p> <p>TR Payanda EN Stabiliser RU Стабилизатор FR Stabilisateur DE Stabilisator ES Estabilizador</p>

PROTUBE FN

			FN96	FN180	FN390	FN600	
			a	0,96m.	1,86m.	3,96m.	6,07m.
			b	2,96m.	3,86m.	5,96m.	8,07m.
Kg. 1,6	PT125TE 162x307x80mm.		4	4	4	4	
14,8	PTF192M 950x1920x161mm.		1	1	1	1	
1,8	PTF182Y 1998x50 mm.		3	1	1	1	
2,1	PTF202C 2200x50mm.		-	1	1	1	
4,4	PT276PA 2760x110x50mm.		-	-	4	4	
15,2	PTF183KPN 600x1992x100mm.		1	1	2	3	
6,6	PTF180TM 160x2513x50mm.		1	1	1	1	
4,2	PTSF132M 735x1318x50mm.		-	2	2	2	
7	PTF200GN 700x1998x66mm.		-	2	4	6	
0,23	PT18C 50x185x50mm.		-	4	4	4	
6,8	PTS223M 735x2225x50mm.		-	-	2	4	
1,28	PT50PA 50x600x50mm.		4	4	-	-	
TOTAL KG			54 kg	75 kg	131 kg	178 kg	

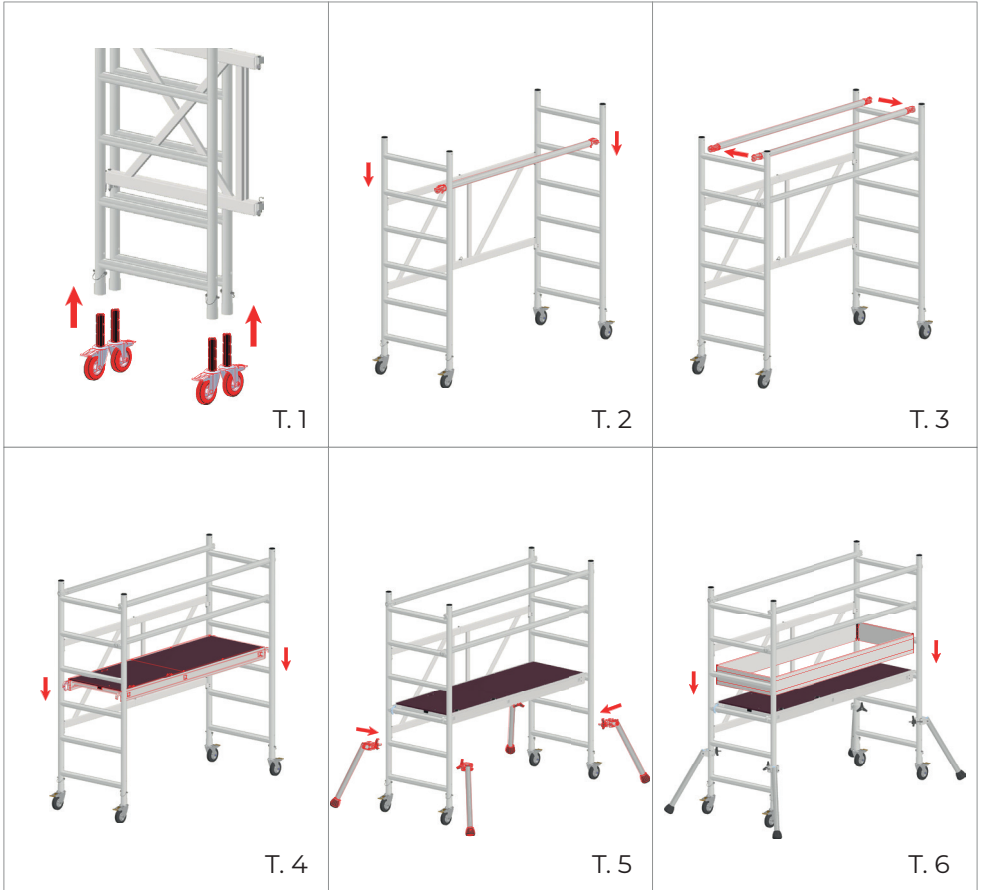
PROTUBE FN



	FN96	FN180	FN390	FN600
a	0,96 m.	1,86 m.	3,96 m.	6,07 m.
b	2,96 m.	3,86 m.	5,96 m.	8,07 m.

	<p>PTF192M</p>	<p>PTF192M + PTSF132M</p>	<p>PTF192M + PTSF132M + PTS223M</p>	<p>PTF192M + PTSF132M + PTS223M + PTS223M</p>
--	----------------	---------------------------	-------------------------------------	---

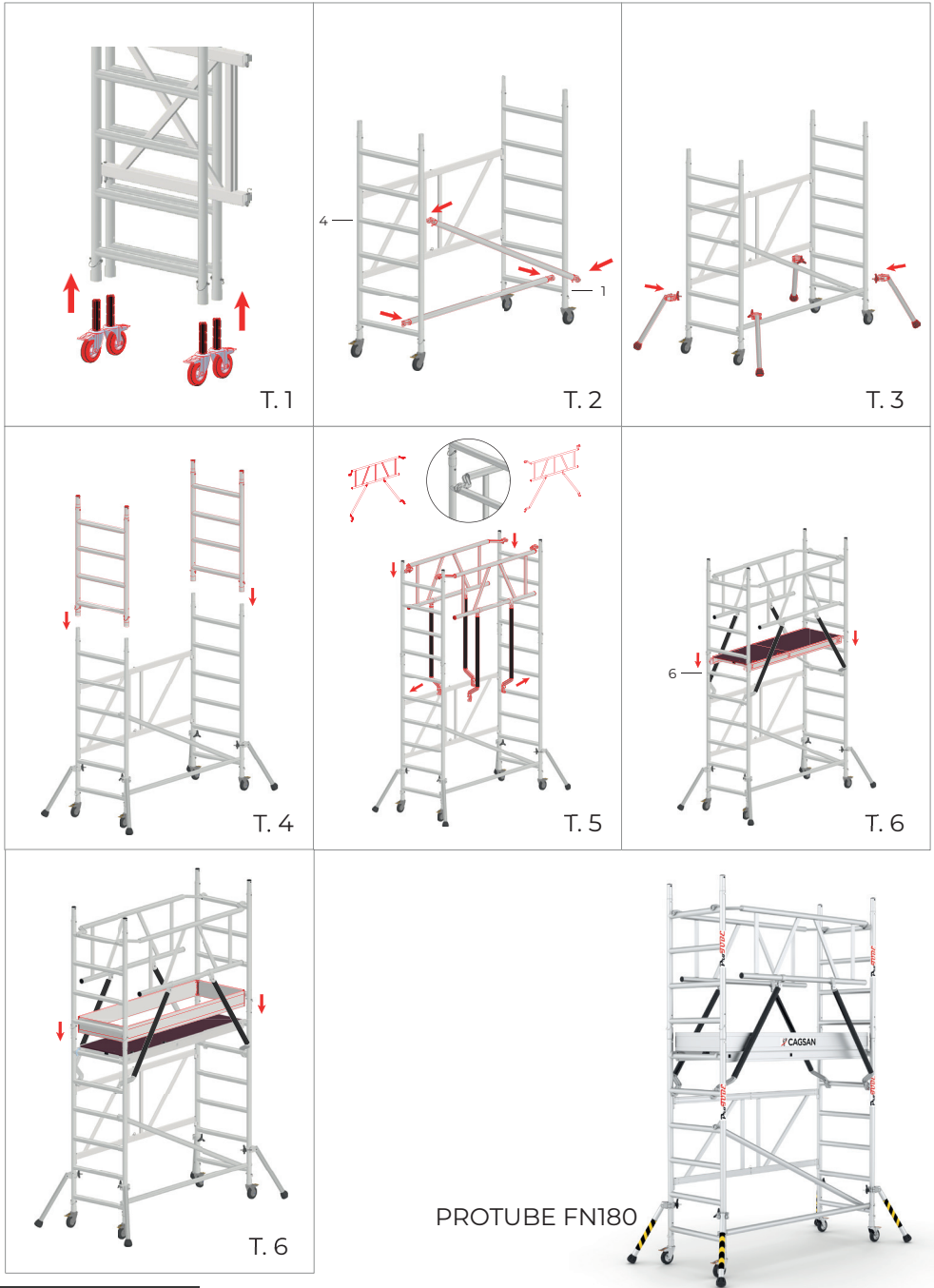
PROTUBE FN96



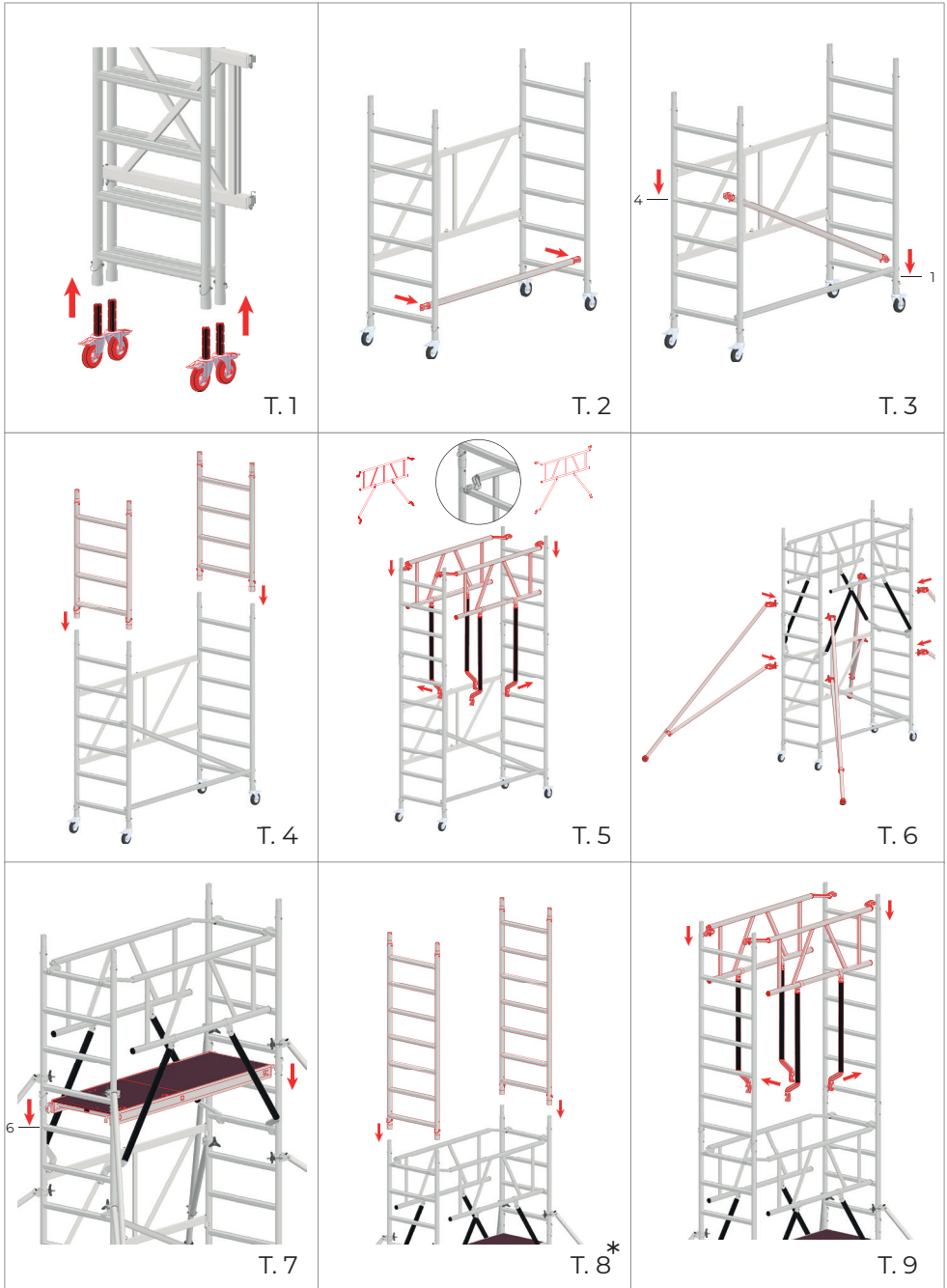
PROTUBE FN96



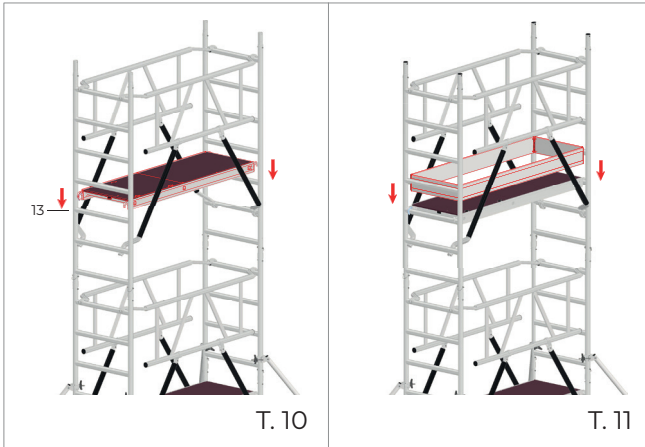
PROTUBE FN180



PROTUBE FN390



PROTUBE FN390



*Daha uzun konfigürasyonlar için T.8, T.9, T.10 adımlarını tekrarlayınız.

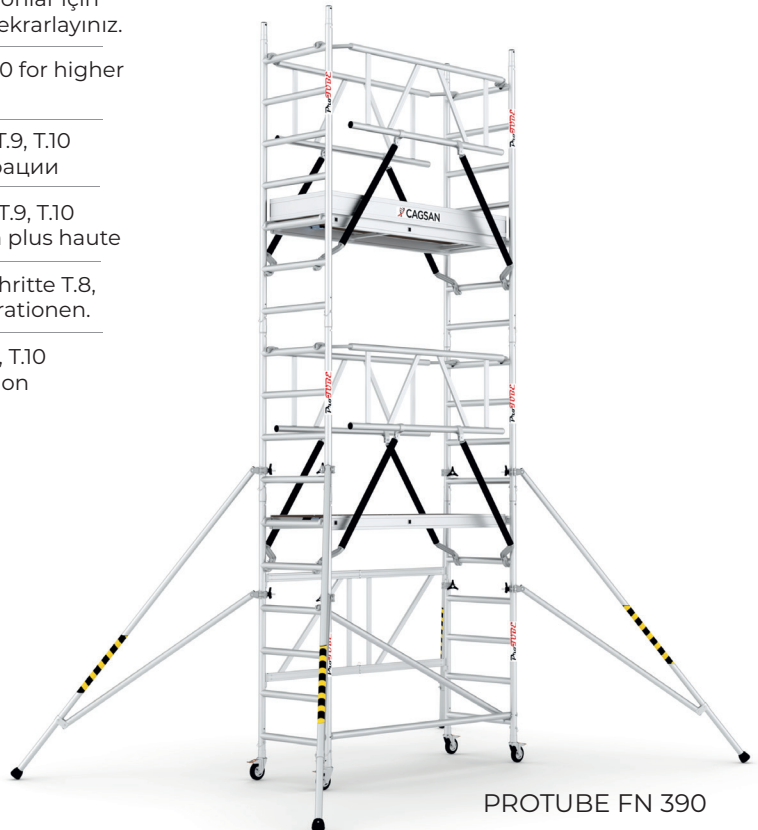
Repeat steps T.8, T.9, T.10 for higher configurations.

Повторяйте шаги T.8, T.9, T.10 для высшей конфигурации

Répétez les étapes T.8, T.9, T.10 pour une configuration plus haute

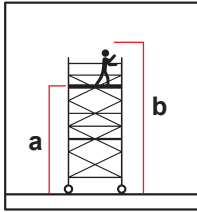
Wiederholen Sie die Schritte T.8, T.9, T.10 länger Konfigurationen.

Repita los pasos T.8, T.9, T.10 para mayor configuracion



PROTUBE FN 390

PROTUBE FN390



	FN96	FN180	FN390	FN600
a	0,96m.	1,86m.	3,96m.	6,07m.
b	2,96m.	3,86m.	5,96m.	8,07m.



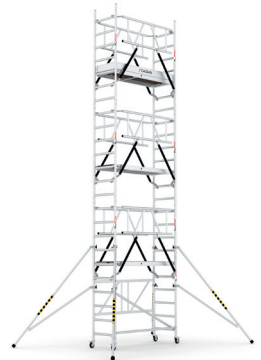
FN96



FN180



FN390



FN600